

Ion-exchange chromatography (IEC)

► BioFox 17 S and 40 S Cation-exchange chromatography

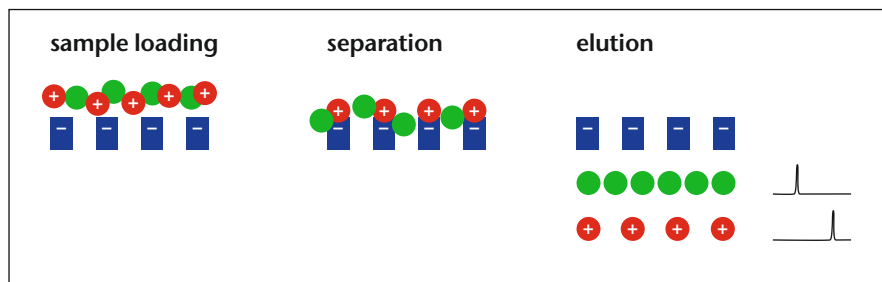
separation
according to
charge

Analytical and preparative separations of proteins

Ion-exchange chromatography separates molecules according to type and strength of their charge. For this, a column is used which consists of separation media beads that are either positively or negatively charged.


A positively charged bead, known as an anionic-exchanger, will tend to bind to biomolecules with a net negative charge, and a negatively charged bead, known as a cationic-exchanger, will tend to bind to biomolecules with a net positive charge. The binding of the biomolecules to the beads is fully reversible and their removal (elution) is usually achieved through the flow of increasing amounts of sodium chloride salt down the column.

The sodium or chloride ions compete with the binding of the biomolecules to the charged beads causing the biomolecules to be released and allowing them to be eluted out of the bottom of the column. The order in which the biomolecules are eluted is dependent upon their net charge, with the weakest charged coming off first.



The complex surface of biomolecules consists mostly of both anions and cations whose charge is just neutralized at the isoelectric point ($pH=IP$). By carefully choosing the pH value of the eluent, a suitable range above the IP (exchange of anions with quaternary ammonium groups = Q) or below the IP (exchange of cations with sulfonic acid groups = S) can be determined in order to separate target molecules.

Ion-exchange chromatography is a technique with very high binding capacities, high flow characteristics and potentially excellent resolution. It is therefore perfect for the separation of large volumes of sample (fluid feed) and fits well into the early or capture step of a purification methodology.



Pressure stability up to 40 bar (580 psi) – fast and high resolution biochromatography

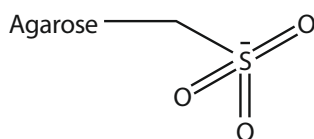
BioFox ion-exchange media are produced from agarose beads using a proprietary cross-linking method that results in a highly porous and physically stable agarose matrix. Besides the well-known selectivity of agarose, these media are pressure resistant up to 40 bar (580 psi) for high resolution biochromatography. Two different particle sizes are available for analytical and preparative cation-exchange: BioFox 17 S and BioFox 40 S.

BioFox 17 S

- Made from agarose, well established and well-known in the biotech industry
- Outstanding resolution even at high protein loads due to a highly selective 17 µm cation-exchange media
- Robust separation results can be achieved across a wide range of proteins and separation conditions
- Ready for immediate use with Bioline instruments and most other chromatography systems

BioFox 40 S

- Made from agarose, well established in the biotech industry
- High throughput and resolution
- Reliable and reproducible
- High chemical stability for easy cleaning-in-place
- Easy and reliable scale-up



S cation-exchanger: strong



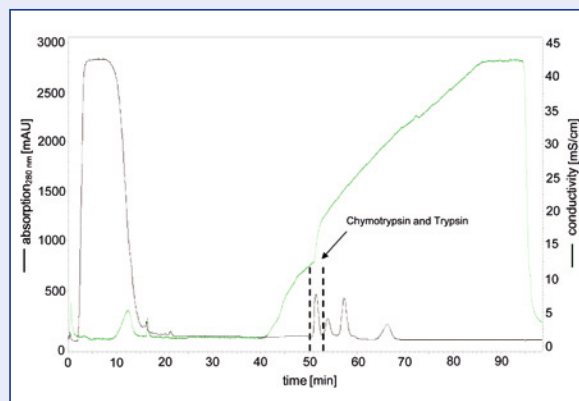
The Bioline Rack – with glass columns

BioFox 17 S

BioFox 17 S cation-exchange medium is based on a small particle size of 17 μm with a very narrow size distribution. In combination with the proprietary cross-linking, this small bead size results in packed columns with very high efficiency and good flow characteristics.

BioFox 17 S is designed for high performance protein separations under ion-exchange conditions. The high resolution that can be obtained makes this ion-exchange media ideal for both demanding quantitative analysis and semi-preparative work.

Extraction of proteins from *Lactobacillus* sp.



Separation column
BioFox 17 S, 8 x 85 mm (4.3 ml)

Separation conditions
Sample: 5.0 ml tissue extract
Flow rate: 1.5 ml/min
Buffer: A 20 mM Tris pH 7.0, B 20 mM Tris + 0.5 M sodium acetate
Detection: (UV) 280 nm

Courtesy of T. Eisele and T. Stressler (Working group of Prof. Fischer)
Universität Hohenheim, Germany

BioFox 40 S

BioFox 40 S cation-exchange medium has a particle size of 40 μm with a narrow particle size distribution. This results in high column efficiency with optimal flow characteristics suitable for demanding bioprocess applications.

BioFox 40 S is designed for high throughput protein separations under ion-exchange conditions. Since cation-exchange capacity is high, BioFox 40 S has the capacity to separate proteins satisfactorily even when using high protein loadings. In combination with high flow rates, it is ideal for process applications. Furthermore, this medium is chemically stable which makes for easy development of cleaning-in-place (CIP) protocols using sodium hydroxide.

HPLC · SMB · Osmometry

Media characteristics	BioFox 17 S	BioFox 40 S
Particle size [µm]	16–18	32–60
Ionic group	Sulfonic acid	
Ionic capacity [mmol/ml]	0.18–0.26	
Max flow rate at 20 cm bed height [cm/h]	> 500	
Agarose content [%]	7.4 – 7.8	
pH stability	1 – 14	
Solvent stability	100% methanol, 100% ethanol, 8 M urea, 6 M guanidine hydrochloride, 30% acetonitrile, 70% formic acid, 30% trifluoroacetic acid	
Protein capacity	Test protein BSA, 70 mg/ml	

Column specifications	BioFox 17 S	BioFox 40 S
Optimal operating flow rate [ml/min]	0.5 – 2.0	0.5 – 5.0
Maximum operating flow rate [ml/min]	4	10
Mesh size of the net [µm]	10	
pH stability	1 – 14	
Operating temperature [°C]	4 – 40	
Cleaning	Columns can be sanitized with 0.5 M NaOH or 70% ethanol.	
Materials in contact with eluent	PEEK (poly ether etherketone) (tubing), EPDM (O-ring), PVDF (polyvinylidene fluoride) (adaptor).	
Solvent resistance	Methanol, ethanol, 8 M urea, 6 M guanidinium hydrochloride, 30% acetonitrile, 70% formic acid, 1 M sodium hydroxide, 0.1 M hydrochloric acid, 5% sodium dodecyl sulphate, 5% 2-mercaptoethanol, 30% acetic acid, 0.1% trifluoroacetic acid.	

Available sizes (pre-packed columns)	BioFox 17 S	BioFox 40 S
	ion-exchange agarose media – pre-packed in analytical grade columns – preserved with 22% ethanol	
Media volume [ml]	4.3	
Internal diameter [mm]	8	
Bed height [mm]	85	

Ordering information BioFox 17 S	
Order No.	Column size/volume
Y4009	Pre-packed column, 8x85 mm, 4.3 ml

Ordering information BioFox 17 S	
Order No.	Column size/volume
Y4013	Pre-packed column, 8x85 mm, 4.3 ml
Y4023	Bulk media, 25 ml
Y4033	Bulk media, 200 ml
Y4003	Bulk media, 1 l
Y4083	Bulk media, 5 l

Technical data are subject to change without notice. Please check our website for latest updates and changes.

Visit www.knauer.net for more information on KNAUER's complete range of biochromatography products.

HPLC · SMB · Osmometry

Wissenschaftliche Gerätebau
Dr. Ing. Herbert Knauer GmbH
Hegauer Weg 38
14163 Berlin, Germany

Phone: +49-(0)30-809727-0
Telefax: +49-(0)30-8015010
E-Mail: info@knauer.net
Internet: www.knauer.net

